

# Preliminary

LEVEL 1

**TRAINING TEST · 1.1**

Arena size: 20m × 40m | All trot rising or sitting | Video from C for judging

**Purpose:** To confirm that the horse demonstrates the correct basics and is beginning to show uphill balance. The horse should accept contact with the bit, demonstrate willing, calm transitions between walk, trot and canter, and show balance and bend through turns and circles. Trot may be rising or sitting.

NO.	LETTER	MOVEMENT	DIRECTIVE
1	A	Enter working trot	Straightness on centreline; regularity and quality of trot; willing, clear transition to walk
	Before X	Walk	
2	After X	Halt, Salute	Immobility (min 3 secs); willing, clear transition; regularity and quality of trot; bend and balance in turn
		Proceed working trot	
	C	Track left	
3	E	Circle left 20m diameter	Regularity and quality of trot; shape and size of circle; bend; balance
4	Between K & A	Working canter left	Willing, clear transition; regularity and quality of canter; shape and size of circle; bend and balance
	A	Circle left 20m diameter	
5	Between F & B	Working trot	Willing, clear transitions; regularity and quality of trot and walk
	Between M & C	Medium walk	
6	HBF	Change rein, free walk on a long rein	Regularity and quality of walk; reach and ground cover of free walk; freedom to stretch the neck forward and downward; straightness; clear, balanced transitions
7	FAK	Medium walk	Regularity and quality of medium walk; contact; bend and balance in turns
8	K	Working trot	Willing, clear transition; regularity and quality of trot; shape and size of circle; bend; balance
	E	Circle right 20m diameter	
9	Between H & C	Working canter right	Willing, clear transition; regularity and quality of canter; shape and size of circle; bend and balance
	C	Circle right 20m diameter	
10	Between M & B	Working trot	Willing, clear transition; regularity and quality of trot; straightness on centreline; bend and balance in turn
	A	Down centre line	
11	Between D & X	Medium walk	Willing, clear transition to walk; immobility (min 3 secs); straightness; attentiveness
	X	Halt, Salute	

**COLLECTIVE MARKS**

Harmony of horse and rider

Overall impression of harmony, willingness and ease of performance

*Leave arena in walk on a long rein at A*

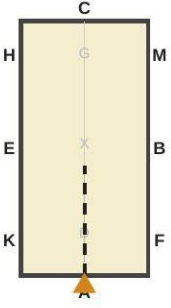
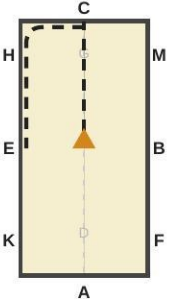
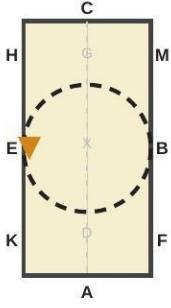
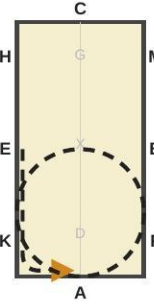
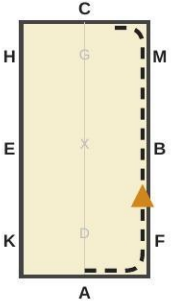
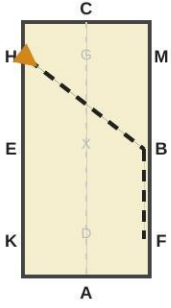
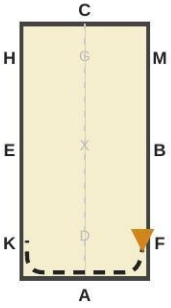
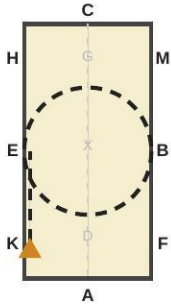
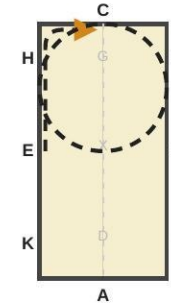
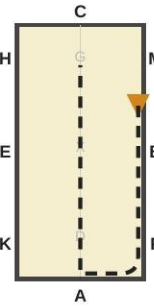
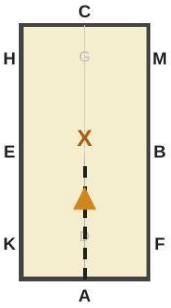
# Preliminary — Diagrams

LEVEL 1

**TRAINING TEST · 1.1**

Arena: 20m × 40m | All trot rising or sitting | Video from C for judging

*Diagrams are an indication only and should always be used in conjunction with the official test sheet.*

<p><b>1 A</b> Enter working trot <b>X</b> Walk</p> 	<p><b>2 After X</b> Halt, Salute Proceed working trot <b>C</b> Track left</p> 	<p><b>3 E</b> Circle left 20m diameter</p> 
<p><b>4 Between K &amp; A</b> Working canter left <b>A</b> Circle left 20m diameter</p> 	<p><b>5 Between F &amp; B</b> Working trot <b>Between M &amp; C</b> Medium walk</p> 	<p><b>6 HBF</b> Change rein, free walk on long rein</p> 
<p><b>7 FAK</b> Medium walk</p> 	<p><b>8 K</b> Working trot <b>E</b> Circle right 20m diameter</p> 	<p><b>9 Between H &amp; C</b> Working canter right <b>C</b> Circle right 20m diameter</p> 
<p><b>10 Between M &amp; B</b> Working trot <b>A</b> Down centre line</p> 	<p><b>11 Between D &amp; X</b> Medium walk <b>X</b> Halt, Salute</p> 	

**Leave arena in walk on a long rein at A**